

JLIF is one of Europe's largest listed infrastructure funds, with a premium listing on the London Stock Exchange. As a specialist equity stakeholder, we partner with public sector counterparties to deliver key local and national infrastructure projects. In return, these provide government-backed, inflation-linked revenue streams. Our success is built on a collaborative approach, centered on long term relationships with our clients such that their changing infrastructure needs can be met in a timely and cost-effective manner.

As at 31 March 2015, JLIF was valued at £1,023.4 million on the stock market and had delivered a total shareholder return of 53.5% since launch in November 2010. We now have stakes in 56 low risk, operational PPP infrastructure projects located in the UK, Continental Europe and North America, and look forward to continuing to grow the Portfolio in the future.

Investment Objective

A strong, predictable dividend yield with an annual minimum target of 6% on the IPO Issue Price and an IRR target of 7%-8%.

Financial and Operational Highlights

31 March 2015

- Underlying growth in Portfolio Value for the three months to 31 March 2015 of 1.84% or £15.6 million on a rebased value of £849.8 million
- Dividend of 3.375 pence per share declared in March 2015 in respect of the six month period to December 2014 to be paid in May
- The third successive year in which JLIF has delivered dividend progression to shareholders ahead of UK RPI (representing growth of 3.8%)
- Net Asset Value ("NAV") of £892.9 million as at 31 March 2015, including £27.4 million allocated to the dividend to be paid in May 2015
- NAV per share, as at 31 March 2015, of 106.6 pence ex-div (110.0 pence cum-div), due to underlying growth over the period

Investment Policy

Summary

JLIF invests in assets which are predominantly:

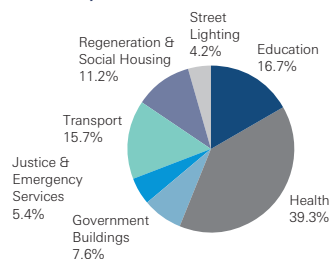
- in their operational phase, having completed construction
- backed by public sector or government revenue streams
- "availability based" (where the payments from the concession do not generally depend on the level of use of the asset)
- within the UK and in countries that are regarded as fiscally strong and with a satisfactory credit rating

In addition, JLIF may invest up to 10% of the Total Assets of the Fund in infrastructure assets that are not government-backed PPP assets but that have substantially the same risk profile and characteristics as PPP assets.

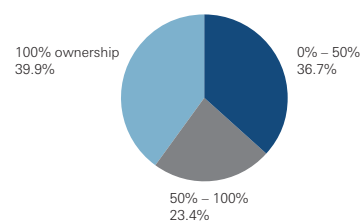
This advertisement is issued by John Laing Infrastructure Fund Limited (the "Company") in the United Kingdom only. This advertisement is directed only at persons having professional experience in matters relating to investments and other persons to whom it may lawfully be communicated. Any investment or investment activity to which this advertisement relates is only available to such persons. In addition, this document is only addressed to and directed at persons who are "qualified investors" within the meaning of Article 2(1)(e) of Directive 2003/71/EC, as amended. The distribution of this advertisement may be restricted by law and persons into whose possession it comes are required to inform themselves of and comply with any such restrictions. This advertisement does not constitute or form part of, and should not be construed as constituting or forming part of, any offer to sell or issue, any invitation to make any investment in, or any solicitation of any offer to purchase or subscribe for, any securities or other investments, nor shall any part of this advertisement constitute a recommendation regarding any securities or other investments. This advertisement sets out certain features of the Company and does not purport to provide a complete description of the Company or its shares. The returns set out above are targets only. There is no guarantee these returns will be achieved. The returns are illustrative and such past performance is not a reliable indicator of future performance. This advertisement is for information only and may not be relied upon for any purpose. You acknowledge that the Company makes no representation or warranty, express or implied, as to the accuracy or completeness of any of the information in this document and no responsibility or liability is accepted by the Company for such information. Views and opinions, whilst given in good faith, are subject to change without notice.

Asset breakdown

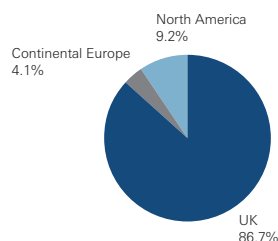
Portfolio by Sector



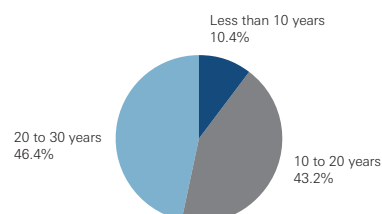
Portfolio by Size of Shareholding



Portfolio by Geography



Remaining Concession Length



Note

Figures in charts may not sum to 100% due to rounding

JLIF's Portfolio is 100% operational and all of the projects within the Portfolio are classified as having availability based payment mechanisms¹.

Key Statistics

As at 31 March 2015

Listing
London Stock Exchange

Premium/(Discount) to NAV
14.64%

Date of IPO
29 November 2010

Target Distribution
3.375pps in May 2015

Issue Price
100.0 pence

Dividend Payment Dates, (incl. Scrip option)
May 2015, October 2015

Number of Shares in Issue
811.6 million

Target IRR
7-8%

Market Capitalisation
£1,023.4 million

Index Inclusion
FTSE 250 and FTSE All-Share

Share Price
126.1 pence

Annual General Meeting
08-May-15

NAV
£892.5 million

Investment Adviser
John Laing Capital Management Limited

Ongoing Charges Ratio (2014 full year)
1.21%

GIIN Number
K2UFLF.99999.SL.831

Investment Adviser

John Laing Capital Management Limited ["JLCM"] is the Investment Adviser to JLIF and is regulated and authorised by the FCA. JLCM has an experienced specialist infrastructure investment team led by David Marshall and Andrew Charlesworth.

Contact Details

Fund Managers
Telephone: 020 7901 3326

Public Relations
Telephone: 020 7588 2828

Andrew Charlesworth
Email: andrew.charlesworth@j lcm.co.uk

Faeth Birch
Nidaa Lone
Philip Walters

David Marshall
Email: david.marshall@j lcm.co.uk

¹ The shadow toll mechanisms for the investments in the M40 and M6/M74 motorway projects are not regarded as carrying demand risk due to their relative insensitivity to traffic movement.